

2019 FALL FAST FACTS

EVERGREEN VALLEY COLLEGE | WWW.EVC.EDU

* AT CENSUS

Source:

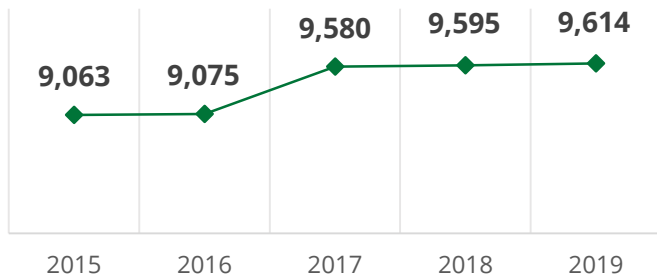
Ethnicity Data - CCCCO Data Mart

All other data – Data warehouse

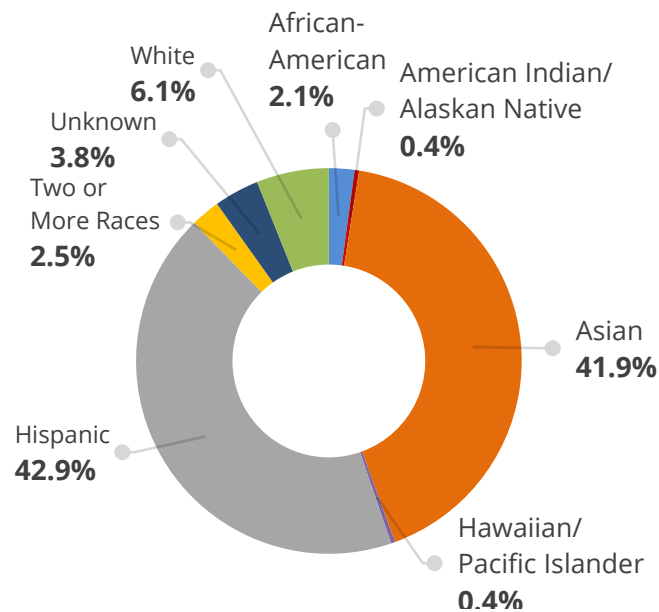
STUDENT ENROLLMENT

Headcount	9,614
Full-Time Equivalent	3,025

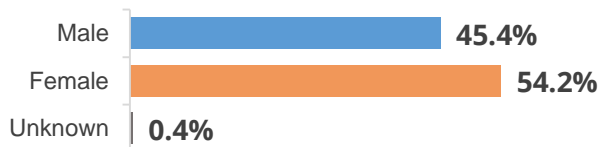
FIVE-YEAR TREND (HEADCOUNT)



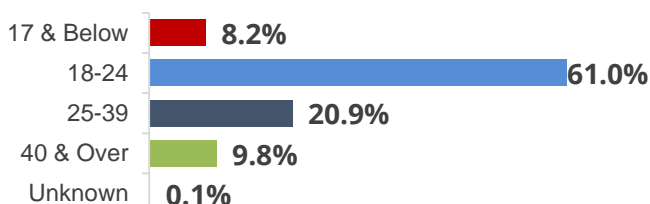
STUDENT ETHNICITY



STUDENT GENDER -



STUDENT AGE



NUMBER OF SECTIONS OFFERED -

Credit	872
Non-Credit	19

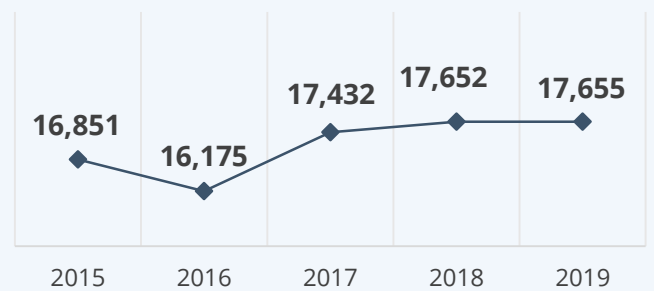
STUDENT CREDIT LOAD

Full-Time	35.6%
Part-Time	64.4%

DISTRICT FALL ENROLLMENT

Headcount (unduplicated)	17,655
Full-Time Equivalent	5,575

DISTRICT FIVE-YEAR TREND (HEADCOUNT)



DISTRICT ENROLLMENT BY RESIDENCE -

Cities with over 100 Students

City	Headcount	Percentage
San José	14,911	84.5%
Milpitas	351	2.0%
Morgan Hill	326	1.8%
Santa Clara	255	1.4%
Campbell	245	1.4%
Gilroy	206	1.2%
Sunnyvale	128	0.7%
Fremont	106	0.6%
Other	1,127	6.4%

DISTRICT (2018-19) ANNUAL ENROLLMENT

Headcount (unduplicated)	25,973
Full-Time Equivalent	12,196

2019 FALL FAST FACTS

SAN JOSÉ CITY COLLEGE | WWW.SJCC.EDU

* AT CENSUS

Source:

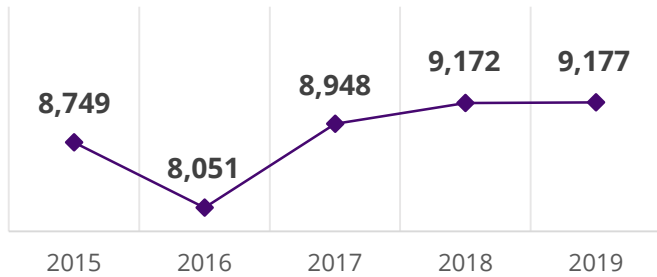
Ethnicity Data - CCCCO Data Mart

All other data - Data warehouse

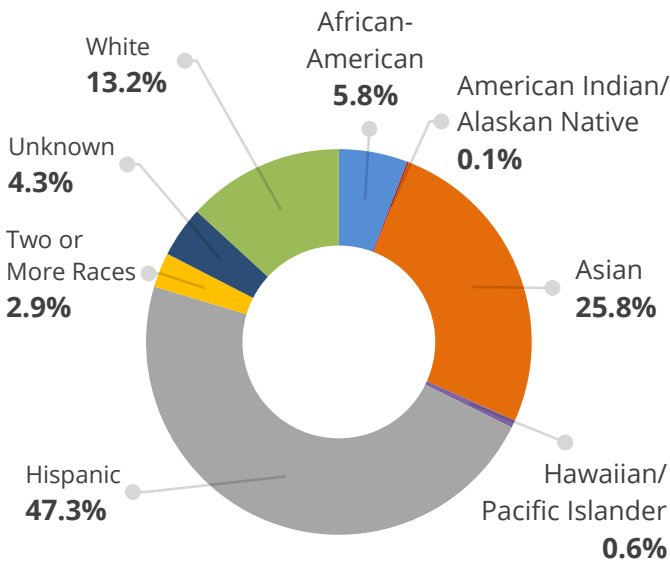
STUDENT ENROLLMENT

Headcount	9,177
Full-Time Equivalent	2,549

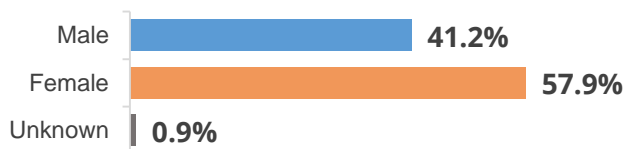
FIVE-YEAR TREND (HEADCOUNT)



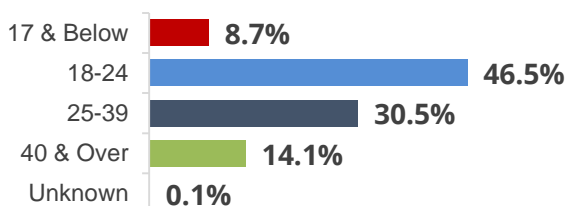
STUDENT ETHNICITY



STUDENT GENDER -



STUDENT AGE



NUMBER OF SECTIONS OFFERED -

Credit	790
Non-Credit	47

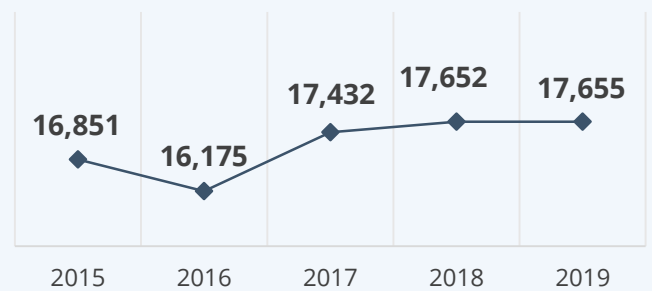
STUDENT CREDIT LOAD

Full-Time	29.8%
Part-Time	70.2%

DISTRICT FALL ENROLLMENT

Headcount (unduplicated)	17,655
Full-Time Equivalent	5,575

DISTRICT FIVE-YEAR TREND (HEADCOUNT)



DISTRICT ENROLLMENT BY RESIDENCE - Cities with over 100 Students

City	Headcount	Percentage
San José	14,911	84.5%
Milpitas	351	2.0%
Morgan Hill	326	1.8%
Santa Clara	255	1.4%
Campbell	245	1.4%
Gilroy	206	1.2%
Sunnyvale	128	0.7%
Fremont	106	0.6%
Other	1,127	6.4%

DISTRICT (2018-19) ANNUAL ENROLLMENT

Headcount (unduplicated)	25,973
Full-Time Equivalent	12,196