

# 2022 SPRING FAST FACTS\*

SAN JOSÉ CITY COLLEGE | WWW.SJCC.EDU

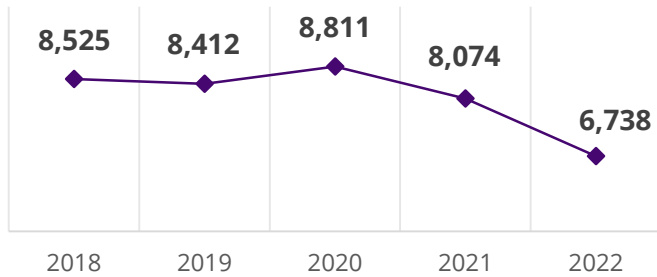
\*AT CENSUS

Source:  
CROA Data warehouse

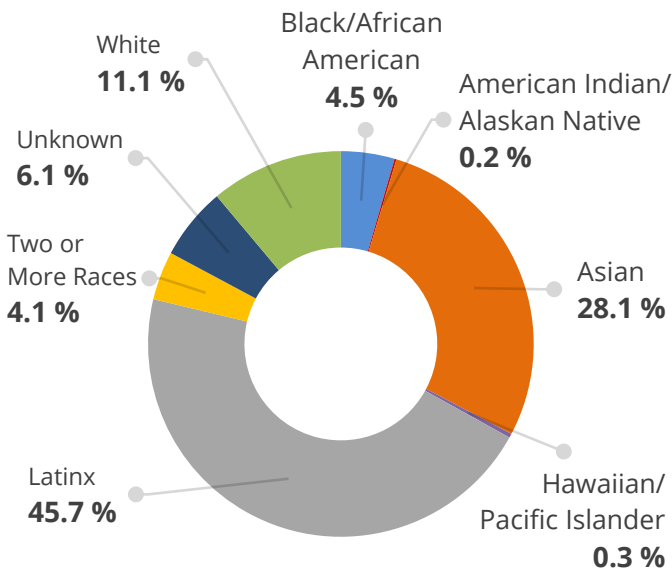
## STUDENT ENROLLMENT

Headcount	6,738
Full-Time Equivalent	1,616

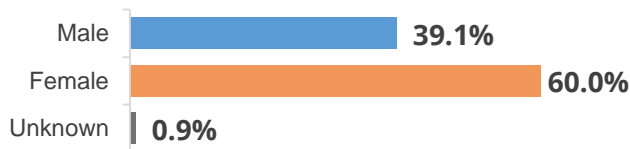
## FIVE-YEAR TREND (HEADCOUNT)



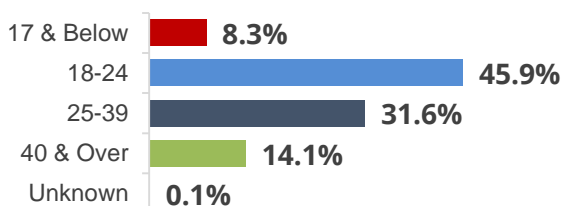
## STUDENT ETHNICITY



## STUDENT GENDER



## STUDENT AGE



## NUMBER OF SECTIONS OFFERED

Credit	657
Non-Credit	49

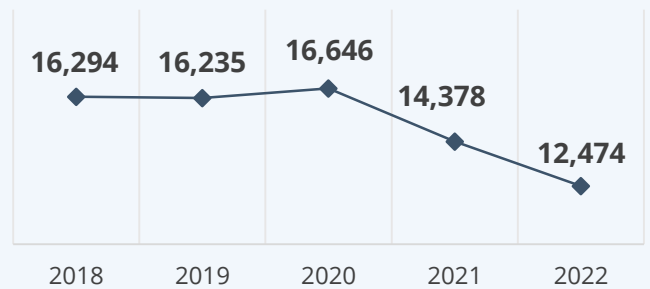
## STUDENT CREDIT LOAD

Full-Time	28.0%
Part-Time	72.0%

## DISTRICT SPRING ENROLLMENT

Headcount (unduplicated)	12,474
Full-Time Equivalent	3,525

## DISTRICT FIVE-YEAR TREND (HEADCOUNT)



## DISTRICT ENROLLMENT BY RESIDENCE

Cities with the most students

San José	10,041	80.5%
Milpitas	351	2.8%
Santa Clara	231	1.9%
Morgan Hill	207	1.7%
Gilroy	147	1.2%
Campbell	138	1.1%
Sunnyvale	122	1.0%
Hollister	89	0.6%
Other	1,148	9.2%

## DISTRICT (2020-21) ANNUAL ENROLLMENT

Headcount (unduplicated)	23,510
Full-Time Equivalent	10,352

# 2022 SPRING FAST FACTS\*

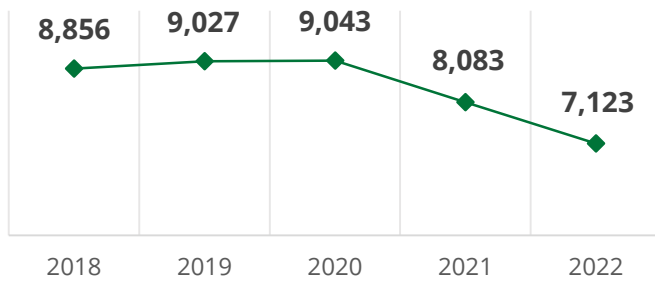
## EVERGREEN VALLEY COLLEGE | WWW.EVC.EDU

\* AT CENSUS  
Source:  
- CROA Data warehouse

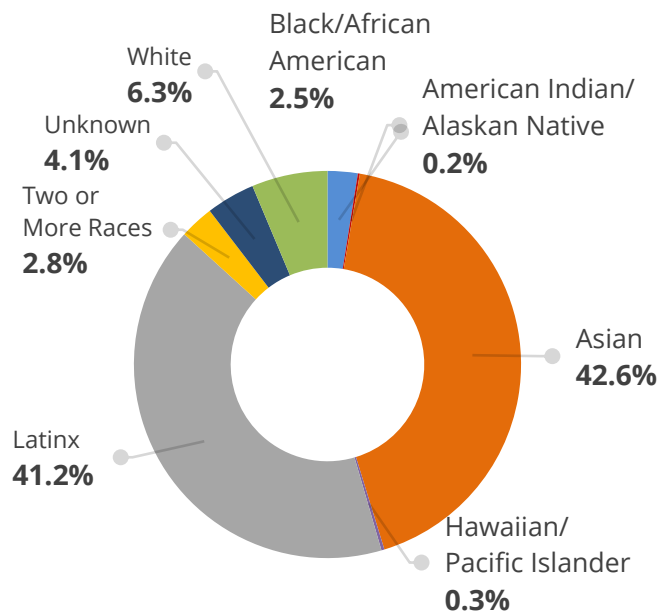
### STUDENT ENROLLMENT

Headcount	7,123
Full-Time Equivalent	1,909

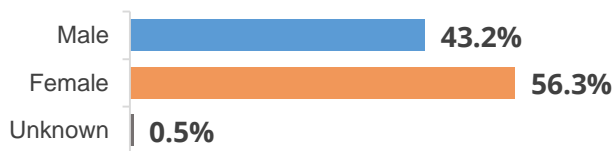
### FIVE-YEAR TREND (HEADCOUNT)



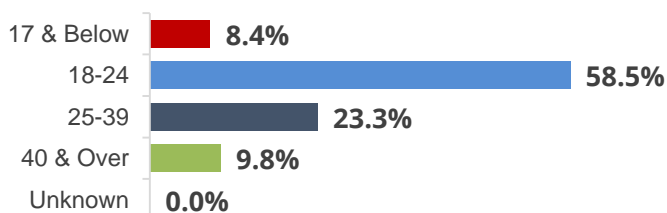
### STUDENT ETHNICITY



### STUDENT GENDER



### STUDENT AGE



### NUMBER OF SECTIONS OFFERED

Credit	742
Non-Credit	10

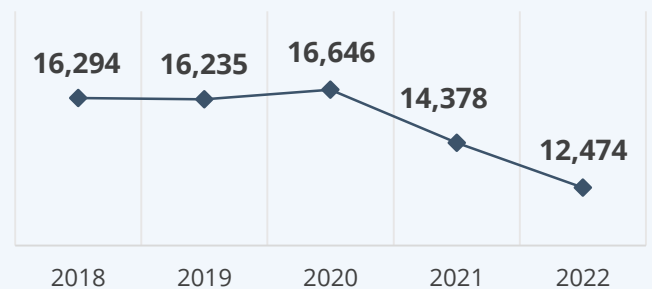
### STUDENT CREDIT LOAD

Full-Time	32%
Part-Time	68%

### DISTRICT SPRING ENROLLMENT

Headcount (unduplicated)	12,474
Full-Time Equivalent	3,525

### DISTRICT FIVE-YEAR TREND (HEADCOUNT)



### DISTRICT ENROLLMENT BY RESIDENCE

Cities with the most students

San José	10,041	80.5%
Milpitas	351	2.8%
Santa Clara	231	1.9%
Morgan Hill	207	1.7%
Gilroy	147	1.2%
Campbell	138	1.1%
Sunnyvale	122	1.0%
Hollister	89	0.6%
Other	1,148	9.2%

### DISTRICT (2020-21) ANNUAL ENROLLMENT

Headcount (unduplicated)	23,510
Full-Time Equivalent	10,352