

2024 SPRING FAST FACTS*

SAN JOSÉ CITY COLLEGE | WWW.SJCC.EDU

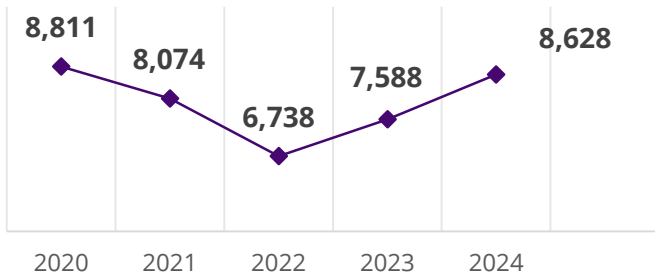
*AT CENSUS

Source:
CROA Data warehouse

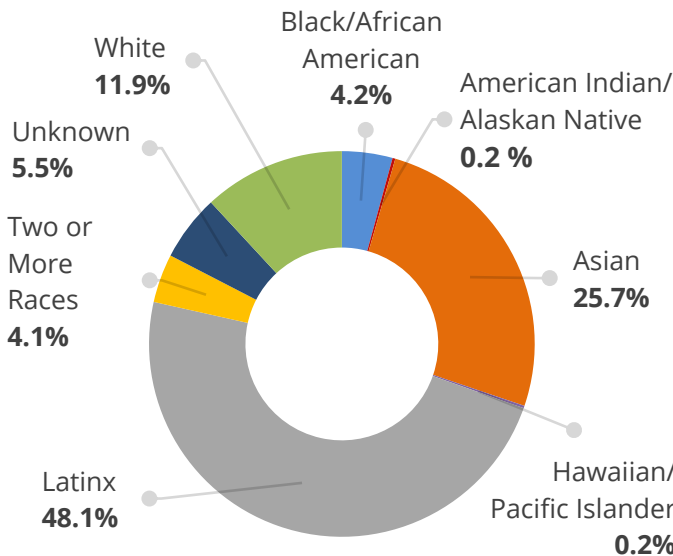
STUDENT ENROLLMENT

Headcount	8,628
Full-Time Equivalent	2,047

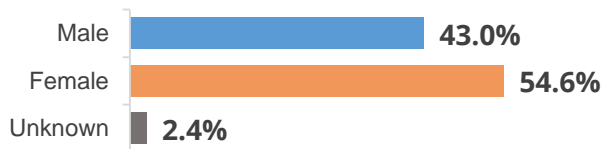
FIVE-YEAR TREND (HEADCOUNT)



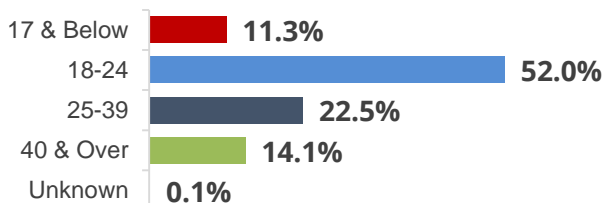
STUDENT ETHNICITY



STUDENT GENDER



STUDENT AGE



NUMBER OF SECTIONS OFFERED

Credit	726
Non-Credit	65

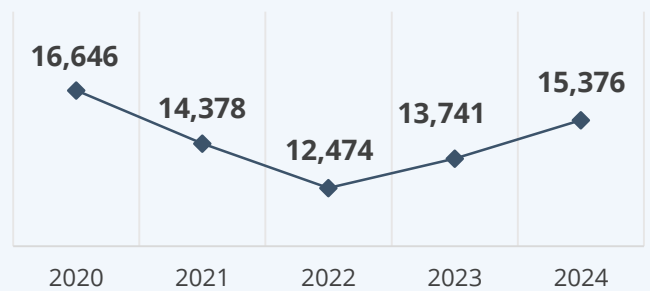
STUDENT CREDIT LOAD

Full-Time	29.7%
Part-Time	63.0%

DISTRICT SPRING ENROLLMENT

Headcount (unduplicated)	15,376
Full-Time Equivalent	4,654

DISTRICT FIVE-YEAR TREND (HEADCOUNT)



DISTRICT ENROLLMENT BY RESIDENCE

Cities with the most students

City	Headcount	Percentage
San José	11,788	77.06%
Milpitas	465	3.0%
Santa Clara	276	1.8%
Morgan Hill	220	1.4%
Campbell	160	1.1%
Gilroy	159	1.0%
Sunnyvale	149	1.0%
Fremont	109	0.7%
Other	2,281	13.94%

DISTRICT (2022-23) ANNUAL ENROLLMENT

Headcount (unduplicated)	26,129
Full-Time Equivalent	10,712

2024 SPRING FAST FACTS*

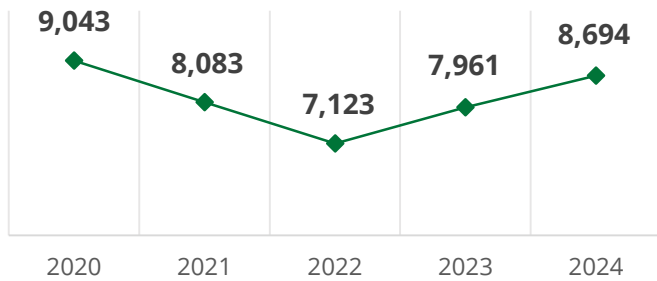
EVERGREEN VALLEY COLLEGE | WWW.EVC.EDU

* AT CENSUS
Source:
- CROA Data warehouse

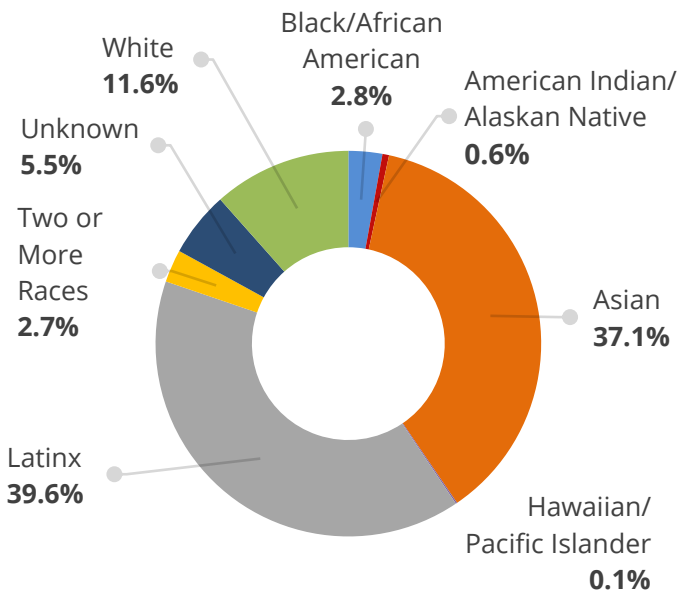
STUDENT ENROLLMENT

Headcount	8,694
Full-Time Equivalent	2,301

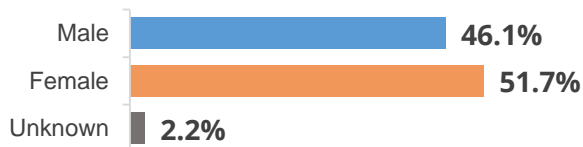
FIVE-YEAR TREND (HEADCOUNT)



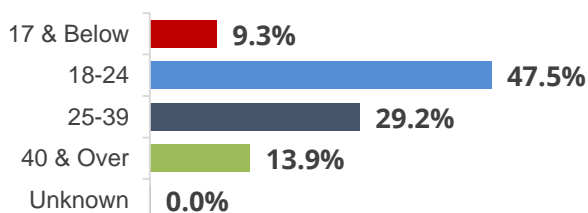
STUDENT ETHNICITY



STUDENT GENDER



STUDENT AGE



NUMBER OF SECTIONS OFFERED

Credit	756
Non-Credit	22

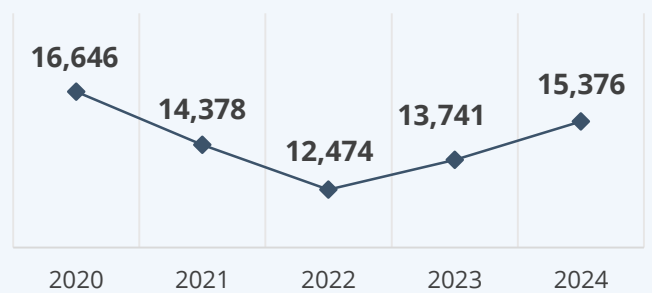
STUDENT CREDIT LOAD

Full-Time	33.1%
Part-Time	64.4%

DISTRICT SPRING ENROLLMENT

Headcount (unduplicated)	15,376
Full-Time Equivalent	4,654

DISTRICT FIVE-YEAR TREND (HEADCOUNT)



DISTRICT ENROLLMENT BY RESIDENCE

Cities with the most students

San José	11,788	77.06%
Milpitas	465	3.0%
Santa Clara	276	1.8%
Morgan Hill	220	1.4%
Campbell	160	1.1%
Gilroy	159	1.0%
Sunnyvale	149	1.0%
Fremont	109	0.7%
Other	2,281	13.94%

DISTRICT (2022-23) ANNUAL ENROLLMENT

Headcount (unduplicated)	26,129
Full-Time Equivalent	10,712