

# 2023 FALL FAST FACTS\*

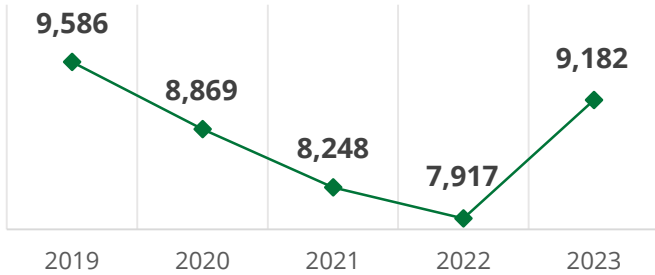
EVERGREEN VALLEY COLLEGE | WWW.EVC.EDU

(\*AT CENSUS)

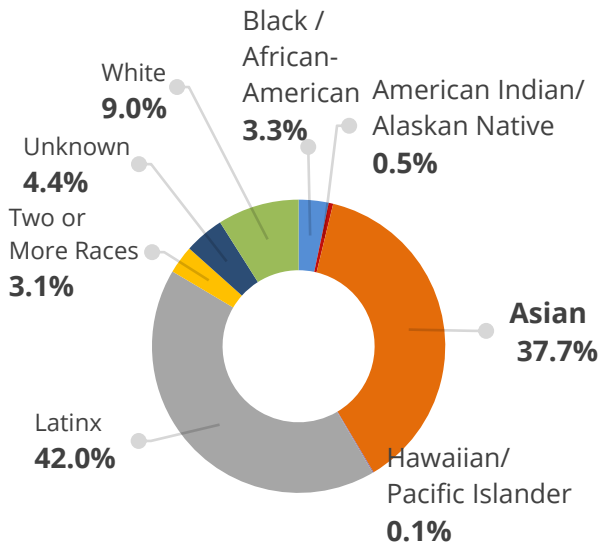
## STUDENT ENROLLMENT

Headcount	9,182
Full-Time Equivalent	2,577

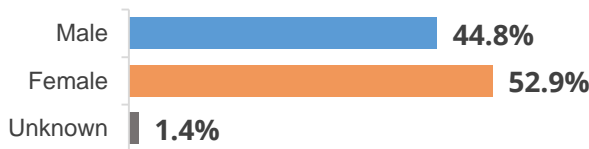
## FIVE-YEAR TREND (HEADCOUNT)



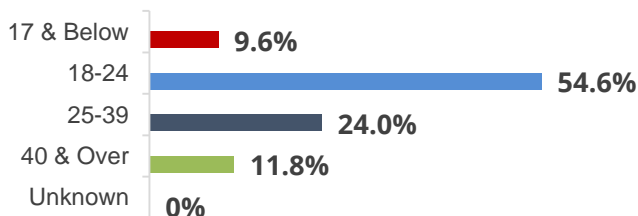
## STUDENT ETHNICITY



## STUDENT GENDER



## STUDENT AGE



## NUMBER OF SECTIONS OFFERED

Credit	790
Non-Credit	19

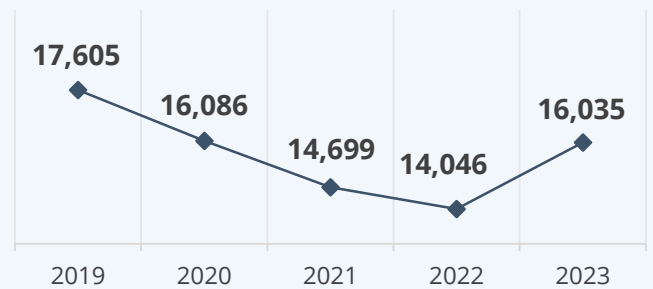
## STUDENT CREDIT LOAD

Full-Time	36.0%
Part-Time	61.9%

## DISTRICT FALL ENROLLMENT

Headcount (unduplicated)	16,035
Full-Time Equivalent	4,801

## DISTRICT FIVE-YEAR TREND (HEADCOUNT)



## DISTRICT ENROLLMENT BY RESIDENCE

Cities with over 100 Students

City	Headcount	Percentage
San José	12,348	77.0%
Milpitas	487	3.0%
Santa Clara	401	2.5%
Morgan Hill	229	1.4%
Campbell	188	1.2%
Gilroy	180	1.1%
Sunnyvale	162	1.0%
Fremont	136	0.8%
Other	1,904	11.9%

## DISTRICT (2022-23) ANNUAL ENROLLMENT

Headcount (unduplicated)	22,052
Full-Time Equivalent	9,692

# 2023 FALL FAST FACTS\*

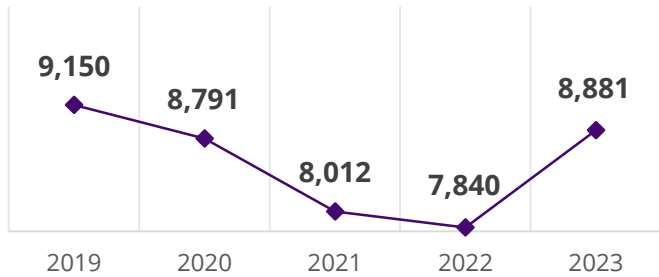
SAN JOSÉ CITY COLLEGE | WWW.SJCC.EDU

(\*AT CENSUS)

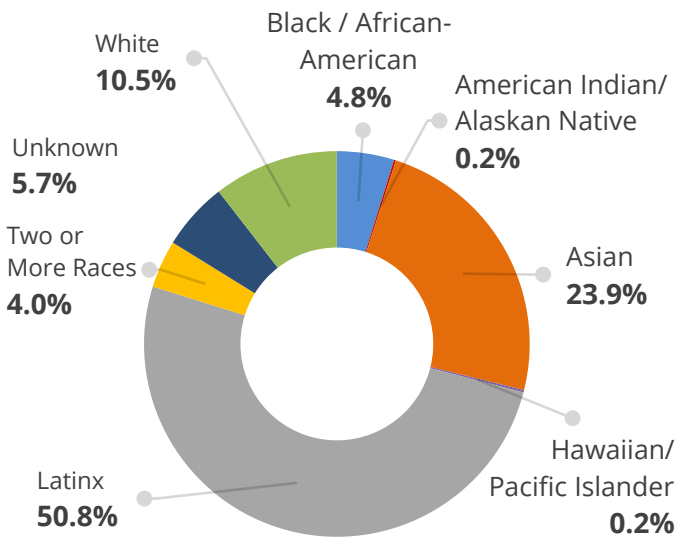
## STUDENT ENROLLMENT

Headcount	8,881
Full-Time Equivalent	2,223

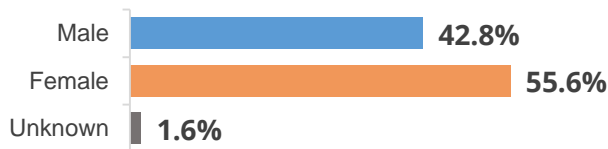
## FIVE-YEAR TREND (HEADCOUNT)



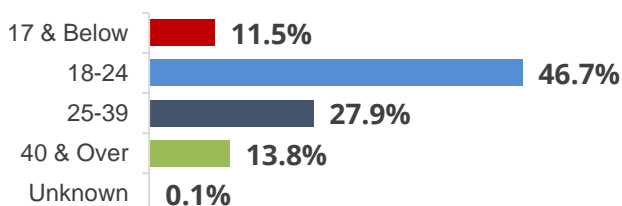
## STUDENT ETHNICITY



## STUDENT GENDER



## STUDENT AGE



## NUMBER OF SECTIONS OFFERED

Credit	751
Non-Credit	61

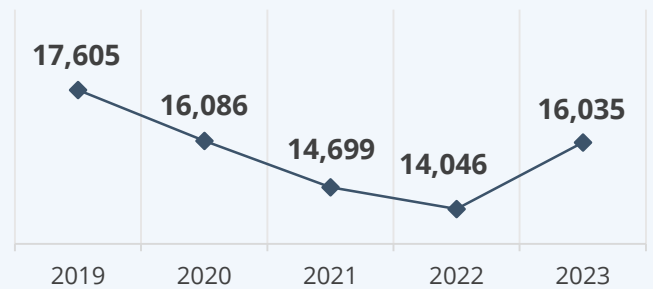
## STUDENT CREDIT LOAD

Full-Time	30.4%
Part-Time	62.9%

## DISTRICT FALL ENROLLMENT

Headcount (unduplicated)	16,035
Full-Time Equivalent	4,801

## DISTRICT FIVE-YEAR TREND (HEADCOUNT)



## DISTRICT ENROLLMENT BY RESIDENCE

Cities with over 100 Students

City	Headcount	Percentage
San José	12,348	77.0%
Milpitas	487	3.0%
Santa Clara	401	2.5%
Morgan Hill	229	1.4%
Campbell	188	1.2%
Gilroy	180	1.1%
Sunnyvale	162	1.0%
Fremont	136	0.8%
Other	1,904	11.9%

## DISTRICT (2021-22) ANNUAL ENROLLMENT

Headcount (unduplicated)	22,205
Full-Time Equivalent	9,692